

## Got Photos?

We now have a [group](#) on [Flickr](#), the photo sharing site. It's main use is to show off our lean, sculptured, swimmers' bodies. However, it supports discussions and has other features. Looking is as easy as going to the [group's web page](#).

If you have meet photos or photos of other team events and activities, you can donate them to the photo pool. Here's how.

1. [Get yourself a flickr account](#) (free).
2. Join the Masters of South Texas group, which you can do from the [group page](#).
3. Upload the photos to your flickr account, from [the web](#), via [email](#), or using a [downloadable tool](#).
4. [Send them to the group's photo pool](#). (Whew!)

Of course it's easier after the first time around (unlike swimming) because you only have to do Steps 3 and 4.

The photo pool already has a bunch of photos from last year's Worlds. We need more!

This entry was posted on Friday, April 27th, 2007 at 4:46 pm and is filed under [Web Site](#). You can follow any responses to this entry through the [RSS 2.0](#) feed. You can [leave a response](#), or [trackback](#) from your own site. [Edit this entry](#).

# Getting Started with Flickr

You have to give Yahoo a certain amount of personal information, choose an ID and a password and register. The hardest part of the process.

Go to the Flickr Home Page: <http://flickr.com/>. Click on the Create Your Account button.

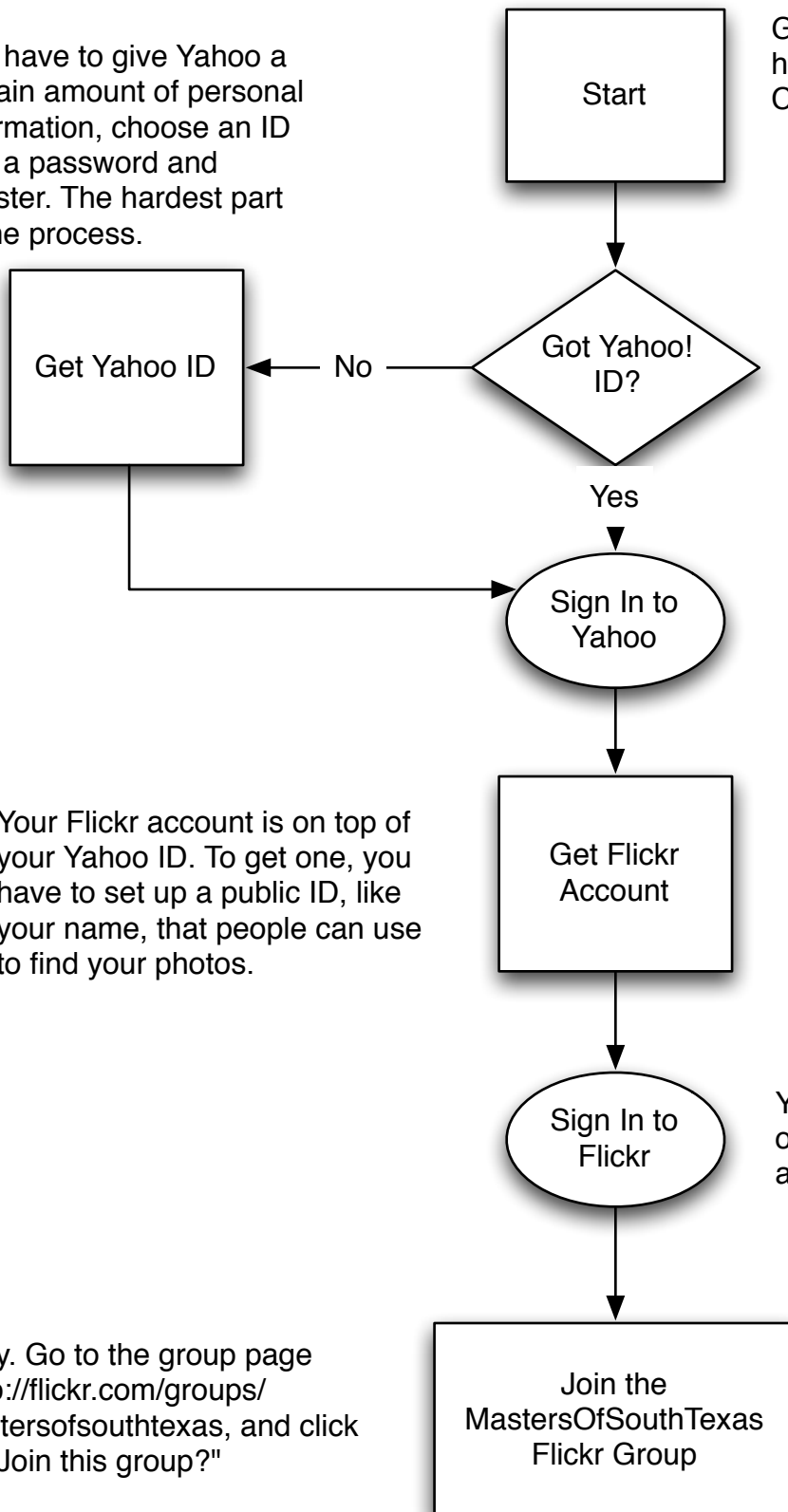
You have a Yahoo ID if you have DSL service from AT&T or if our email ends in yahoo.com.

Yahoo asks you to sign in or supply your password at the oddest times. It's a good idea to have them at hand, but you can stay signed in on one machine.

Your Flickr account is on top of your Yahoo ID. To get one, you have to set up a public ID, like your name, that people can use to find your photos.

You should only have to do this once. Flickr is pretty good about keeping you signed in.

Easy. Go to the group page (<http://flickr.com/groups/mastersofsouthtexas/>), and click on "Join this group?"



## Posting Photos to MOST's Flickr Pool

### Useful Links:

Basic instructions and links on the [mastersofsouthtexas.org](http://mastersofsouthtexas.org) web site

<http://www.mastersofsouthtexas.org/2007/04/27/got-photos/>

Flickr Home Page (the place to get started)

<http://flickr.com/>

The MOST Flickr Group (Go here to join the group.)

<http://flickr.com/groups/mastersofsouthtexas>

The MOST Flickr Group's Photo Pool (See all of the photos.)

<http://flickr.com/groups/mastersofsouthtexas/pool/>

Upload Photos From Your Web Browser

<http://flickr.com/photos/upload/>

Upload Photos Via Email (This page has the email address to your photostream)

<http://flickr.com/account/uploadbyemail/>

Uploading Tools (programs that make uploading easier)

<http://flickr.com/tools/>

Good photo managers:

IPhoto for Mac: <http://www.apple.com/ilife/iphoto/>

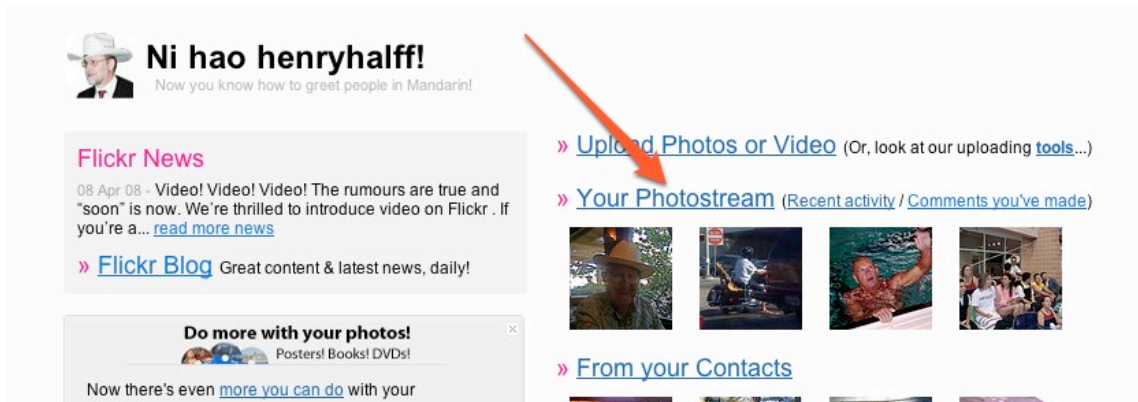
Windows Live Photos Gallery: <http://get.live.com/photogallery/overview>

You can track down other tools at your favorite shareware site, e.g.,

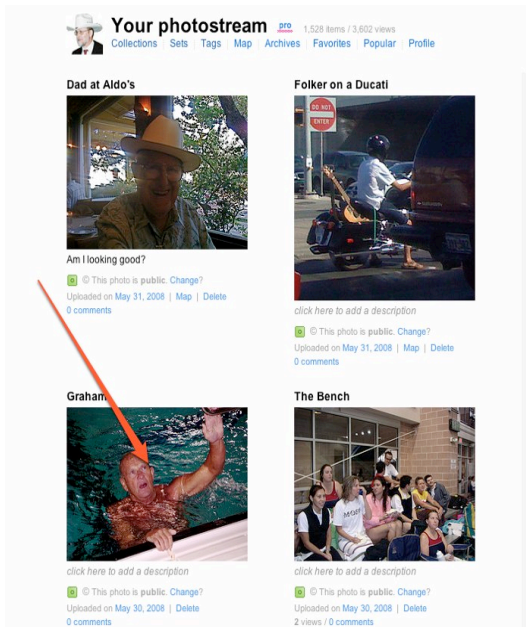
<http://versiontracker.com/>

# Sending a Photo to the Group Pool

1. Go to flickr.com and click on Your Photostream.



2. Click on the photo you want to add to the pool.



3. Click on Add to Group and select the group you want to add the photo to.

